

Scorpion Crazy Pro MT5

This Expert Advisor has 10 fully automatic strategies

I recommend that you read on the EA page and in the EA itself, the operation of each strategy, so you can choose the one you prefer, or the most suitable strategy for the Currency Pair you are about to use.

If you want to receive all the updates in real time on Scorpion Crazy Pro MT5 and our other EAs, follow us on the telegram channel:

<https://t.me/tradingforexprofessional>

Installation and Use

The recommended pairs for this EA are EURUSD, AUDUSD, USDCAD, NZDUSD on M15 timeframe

With a small capital I recommend that you use a maximum of 1 pair at a time

If after a few hours from the installation, the EA does not open any order, read this guide carefully: <https://www.mql5.com/en/blogs/post/735049>

For best results, I recommend adjusting the direction of the adviser Based on the current trend. Remember “Trend is your Friend”

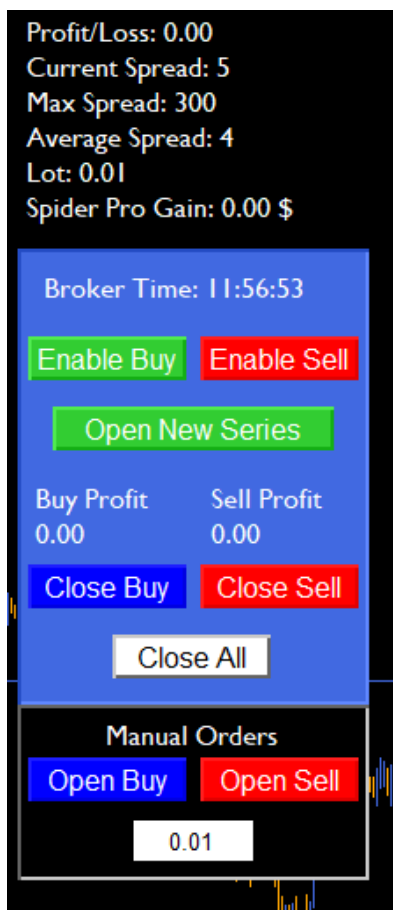
Thanks to the integrated panel, you can manage these operations very comfortably

Examples

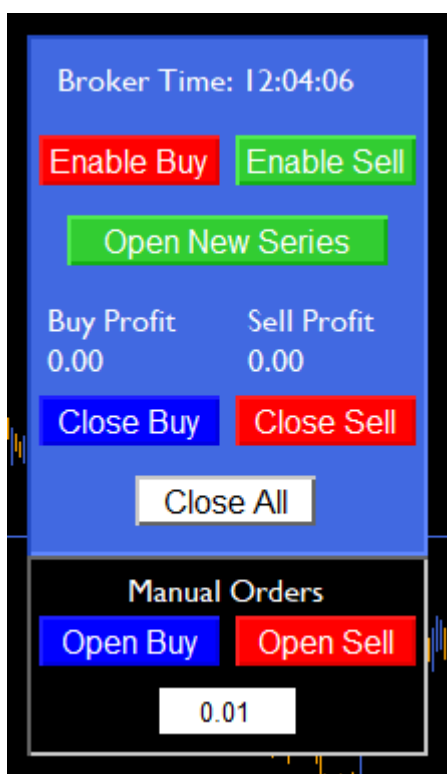
with Green a command is enabled

with Red the command is disabled

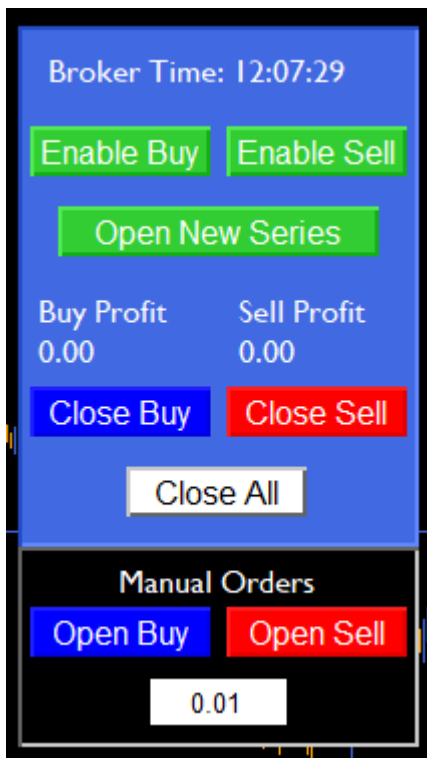
- 1) So, in this first case, EA can open Buy Orders
But it can't open new sell orders



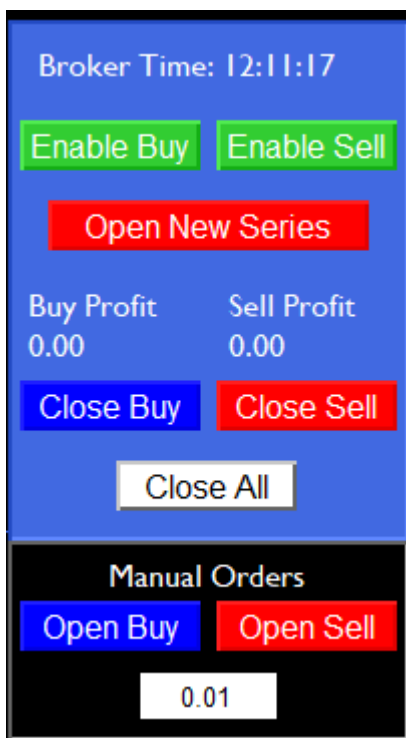
- 2) in this case, EA can open Sell Orders
But it can't open new buy orders



3) in this case, EA can open Sell Orders and Buy Orders



4) in this case, Open New Series -> red, this means that the adviser will finish the current series of orders and will not open a new one (Equivalent to disable Enable Buy and Enable Sell together)



The remaining buttons have the standard function, to open and close orders

Note: You can use "Open Buy" even when "Enable Buy" is red -> EA will handle your order

Remember: "Crazy Pro" EAs involve a high risk, I recommend using a separate account, and withdrawing your profit often

To make the EA more conservative I recommend that you take some of these precautions:

- "Enable Money Max Loss": if you enable it, you can set a "Maximum Monetary Loss"
- Switch "Lot Increase Management" from martingale to sum increase
- Enable "EnableFixedTradingHour" and set up trading in quiet hours (advice at night)
- Decrease "Max Lot"
- Decrease "Max Orders"
- Switch "Trading Strategy" to 3 or 5

You can find the list of parameters, with explain, in the product page

You can **leave a review in the market** and **get an adviser** of your choice as a **gift!**

Contact me for more info

Important Recommendations

- 1) **Choose an Ecn broker**, with an Ecn account, I recommend you: <https://www.icmarkets.com/?camp=34213> or <http://bit.ly/valubrok>
Having low spreads is imperative, to hope to win the market, Having

high spreads, without any reason, definitely compromises your trading, it can transform winnings into losses

- 2) **Start with a demo account**, this is important to see if the EA works well and correctly. It is also very important to become familiar with Ea. It is also very important to test the various Set files, the various risk profiles, etc...
- 3) **Use Low Risk**, it is important to use low risk, to really understand how much Drawdown involves the use of an Ea. Many people use excessive risk and then become frightened in the face of DD.
Therefore, remember to Deactivate the Autolot and to use lots 0.01 initially (and test Autolot risk first in demo).
Many traders believe that Money Management is the secret to success in trading and in life.
- 4) Always remember to **use the correct timeframe and Pairs**, or to **test new “experiments” first in demo**
- 5) Remember that **higher operating frequency**, does not mean more money, it **means that you are paying more fees to the broker**
- 6) **Your platform must remain open all day and all night.** (24 hours on 24)
I recommend using a VPS, this can be more convenient than keeping the PC open (electricity could cost more) and it is also safer.
My recommended provider
is: <https://cheapvps.co/billing/aff.php?aff=383>
The Vps is a sort of “small computer” always connected online, located in a datacenter in some big city in the world (london, new york etc)
here you can find **1 minut** tutorial which explains **how to connect to the VPS** <https://youtu.be/Km6EpWBVBGE>

Thanks you for your interesting in our products

You are welcome

Best Regards

Trading Forex Professional Team

You can find our Seller Profile Here:

<https://www.mql5.com/en/users/michelarusso80/seller>